

RAGNOR HYDRAULICS


ISO 9001: 2015 COMPANY

INDUSTRIAL LOADING & UNLOADING EQUIPMENTS



HYDRAULIC LIFTING EQUIPMENTS

- HEAVY DUTY SCISSOR LIFT
- VEHICLE LIFT
- HYDRAULIC DOCK LEVELER
- DOCK YARD RAMP
- MOBILE DOCK RAMP
- GOODS LIFT



**RAGNOR
HYDRAULICS**

AN ISO 9001:2015 COMPANY
Phone: 9871695569, 980222494

Regd. Off & Works .
Plot no. 108 , Sector -3,
IMT-Manesar
Gurgaon (Haryana)
122050



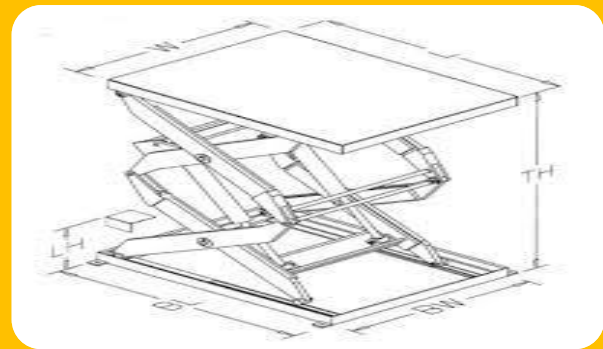
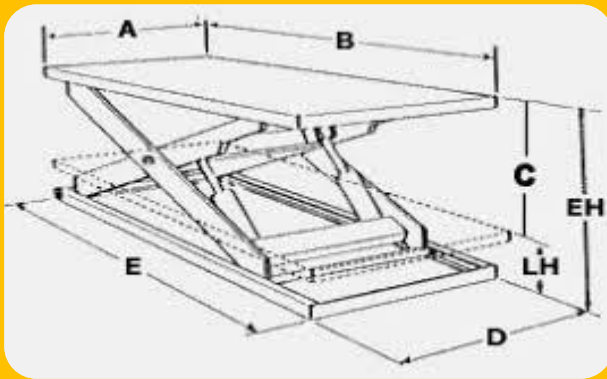
HYDRAULIC SCISSOR LIFT



Description

Scissor lift is a machine made to move personnel and equipment in a vertical direction. These lifts can handle any application that would normally require a ladder, tower or scaffolding. Scissor lifts enable operators to complete the same jobs faster and more securely without the setup time of other equipment, such as scaffolding or a tower, and without the dangerous instability of a ladder.

Diagram



Model No.	Capacity (KGS.)	Platform Length (MM)	Platform Width (MM)	Closed Height (MM)	Lifting Height (MM)	Lifting Time (Sec)	Motor (HP)	Total Height (MM)
RH-SSL-500	500	1200	700	250	500	15	1	750
RH-SSL-1000	1000	1500	700	250	1250	15	2	1500
RH-SSL-1500	1500	2000	1000	350	1250	26	3	1600
RH-SSL-2000	2000	2500	1800	350	1500	26	3	1850
RH-SSL-3000	3000	2500	1800	450	1500	26	3-5	1950
RH-SSL-4000	4000	3000	2000	550	1500	36	3-5	2050
RH-SSL-5000	5000	3000	2000	600	1500	36	5-7.5	2100

*As per customer requirement, technical specification can be changed .

HYDRAULIC DOUBLE SCISSOR LIFT



Model No.	Capacity (KGS.)	Platform Length (MM)	Platform Width (MM)	Closed Height (MM)	Lifting Height (MM)	Lifting Time (Sec)	Motor (HP)	Total Height (MM)
RH-DSL-500	500	900	700	350	1000	15	1	1350
RH-DSL-1000	1000	1200	700	350	1330	15	2	2030
RH-DSL-1500	1500	1500	1000	450	1650	26	3	2100
RH-DSL-2000	2000	2000	1500	500	2300	26	3	2800
RH-DSL-3000	3000	4500	2000	650-700	5000	26	3-5	5700
RH-DSL-3000	3000	5500	2500	1000	5800	26	5	6800
RH-DSL-3000	4000	6000	2800	1200	5800	26	5	7000

*As per customer requirement, technical specification can be changed .

OPERATOR'S SAFETY FEATURES: -

- Photo Safety Guard (, Orbital make) at the front side of lift .(OPTIONAL)
- Side Hand railing arrangement at the front side of the lift with locking system .
- Minimum and maximum height control by limit switch .
- Emergency Push button.
- The lift will keep alarming or beep, when it is moving up and down .
- Overload Safety Relay.
- Pressure Relief valves in all hydraulic cylinders for safety.

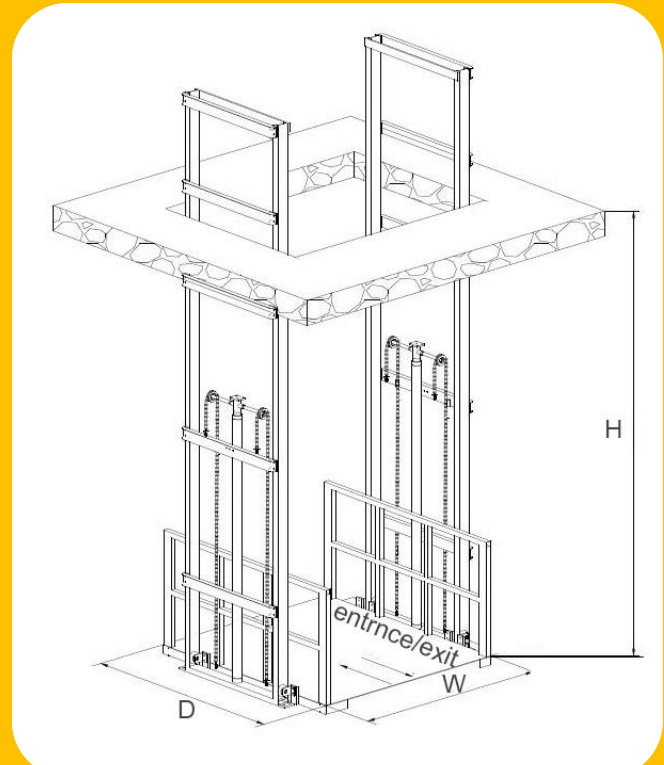
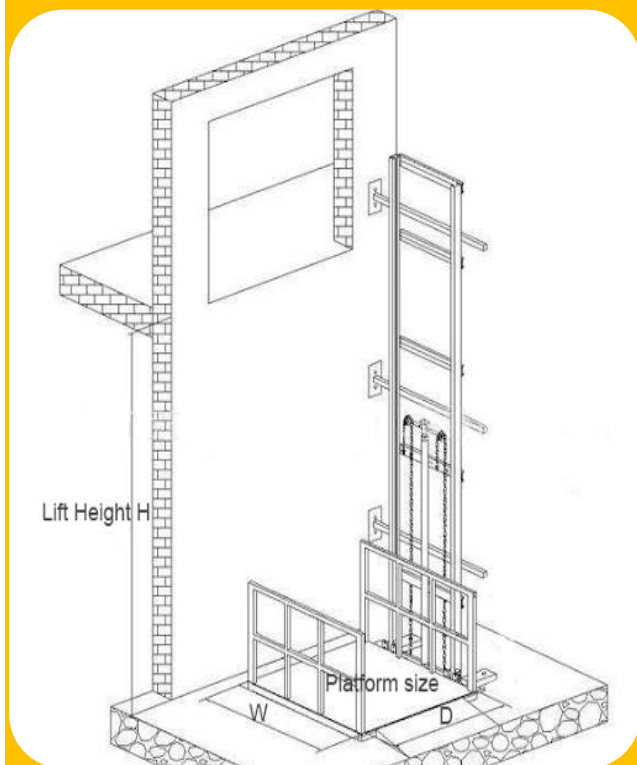
HYDRAULIC GOODS LIFT



DESCRIPTION

RAGNOR HYDRAULICS specializes in hydraulic cargo elevators with nonstandard sizes, capacities up to 10 tons, lift height up to 10 meters. We work closely with our clients to solve goods cargo between floors with the most economical and efficient solution. RAGNOR HYDRAULICS cargo elevators are designed with robust structure with supporting frames which enables them to fit any installation site. For every hydraulic cargo elevator, we supply manual guide for easy complete installation.

PRODUCT DIAGRAM



SINGLE MAST HYDRAULIC GOODS LIFT



PRODUCT PARAMETER

Model No.	Capacity (KGS.)	Platform Length (MM)	Platform Width (MM)	Closed Height (MM)	Lifting Height (MM)	Lifting Speed in Mtr (Per /minute)	Motor (HP)	Total Height (MM)
RH-SMGL-500-A	500	900	900	150	4000-8000	3-4	2	4800-8800
RH-SMGL-500-B	500	1200	1200	150	4000-8000	3-4	2	4800-8800
RH-SMGL-500-C	500	1500	1500	200	4000-8000	3-4	2	4800-8000
RH-DSL-2000	1000	600	600	200-250	4000-8000	3	3	4800-8000
RH-DSL-3000	1000	1000	1000	200-250	4000-8000	3	3	4800-8000
RH-DSL-3000	1000	1500	1500	200-250	4000-8000	3	3	4800-8000

*As per customer requirement, technical specification can be changed .

Special Features:

- Less power consumption
- Precisely designed
- Corrosion resistant body
- Platform: As Per Requirement
- Self-Weight: As Per Requirement.

Application

- Warehouses,
- Distribution Centers,
- Factories,
- Self storage

DOUBLE MAST HYDRAULIC GOODS LIFT



PRODUCT PARAMETER

Model No.	Capacity (KGS.)	Platform Length (MM)	Platform Width (MM)	Closed Height (MM)	Lifting Height (MM)	Lifting Speed in Mtr. (Per /minute)	Motor (HP)	Total Height (MM)
RH-DMGL-500-A	500	1000	1000	200	4000-8000	3-4	2	4800-8800
RH-DMGL-500-B	500	1500	1500	200	4000-8000	3-4	2	4800-8800
RH-DMGL-1000	1000	1500	1500	200	4000-8000	3-4	2	4800-8000
RH-DMGL-2000	2000	2000	2000	200-250	4000-8000	3	3	4800-8000
RH-DSL-3000	2000	2500	2500	200-250	4000-8000	3	3	4800-8000
RH-DSL-3000	3000	3000	2000	300	4000-8000	3	5	4800-8000

*As per customer requirement, technical specification can be changed.

Special Features:

- Optional: Enclosed or unenclosed type; In pit or without pit type
- Easily integrated into existing buildings or rack system
- Controller box at every floor
- Safety devices: Overload warning, emergency down when power off, electrical interlock in case of opening it when working

Application

- Warehouses,
- Distribution Centers,
- Factories,
- Self storage

HYDRAULIC CAR LIFT



PRODUCT PARAMETER

Model No.	Capacity (KGS.)	Platform Length (MM)	Platform Width (MM)	Closed Height (MM)	Lifting Height (MM)	Lifting Speed in Mtr. (Per /minute)	Motor (HP)	Total Height (MM)
RH-HCL-2000-A	2000	4500	2500	700	5500	3-4	3-5	6000
RH-HCL-2000-B	2000	5500	2800	700	5500	3-4	3-5	6000
RH-HCL-3000-A	3000	4500	2500	800-100	55000	3-4	2	4800-8000
RH-DMGL-2000	2000	2000	2000	200-250	4000-8000	3	3	4800-8000
RH-DSL-3000	2000	2500	2500	200-250	4000-8000	3	3	4800-8000
RH-DSL-3000	3000	3000	2000	300	4000-8000	3	5	4800-8000

***As per customer requirement, technical specification can be changed.**

Special Features:

- Optional: Enclosed or unenclosed type; In pit or without pit type
- Easily integrated into existing buildings or rack system
- Controller box at every floor
- Safety devices: Overload warning, emergency down when power off, electrical interlock in case of opening it when working

Application

- Warehouses,

HYDRAULIC DOCK LEVELER



DESCRIPTION

RAGNOR HYDRAULICS Dock levelers are used in order to bridge the difference in height and distance between the loading bay and the vehicle floor as efficient as possible. The dock leveler ensures an optimal connection between the lip or sliding and the vehicle bed. During loading and unloading the dock leveler will automatically follow each up and down (suspension) movement and due to the lateral flexibility the dock leveler will follow the 'tilting' movements of the vehicle as well.

PRODUCT PARAMETER

Model No.	Capacity (KGS.)	Platform Length (MM)	Platform Width (MM)	Closed Height (MM)	Up/Down Travel (MM)	Lifting Time (Sec)	Motor (HP)	Total Cylinder
RH-HDL-6000	6000	2500	2000	510	+300 -300	15	1	2+1
RH-HDL-6000	6000	3000	2000	510	+300 -300	15	1	2+1
RH-HDL-9000	9000	2500	2000	510	+300 -300	15	2	2+1
RH-HDL-9000	9000	3000	2000	510	+300 -300	15	2	2+1
RH-HDL-15000	15000	2500	2000	510	+300 -300	15	3	2+1
RH-HDL-15000	15000	3000	2000	510	+300 -300	15	3	2+1

DOCK LEVELLERS WITH TELESCOPIC LIP

- This model of dock leveller has 1 metre long telescopic lip, which slides out horizontally. It allows the door to close down to the lower level of the dock leveller,
- So ensuring a high degree of INSULATION for thermal and hygiene purposes. It is also the most suitable solution for side loading dock.



TECHNICAL FEATURES

- The structure is designed to ensure high longitudinal strength and the maximum permitted transversal elasticity in order to achieve perfect docking between the dock and the vehicle.
 - Self-supporting steel lower chassis, with a fixing bar for maintenance.
 - Top platform and front lip made of non-slip embossed steel plate (6/8mm thick on painted) and galvanised steel models, 8/10mm on STAINLESS steel models).
 - Front lip made of non-slip embossed steel plate (13/15mm thick on painted and galvanised steel models, 15/17mm on STAINLESS steel models).
 - Lip with curve on the edge to make docking with the vehicle easier.
 - Electro-hydraulic operation, including automatic lip movement.
 - 24V 1.5-horsepower motor with built-in control button pad, plus emergency stop.
 - Hydraulic cylinders equipped with one-way valves.
 - Oil-pressure controlled action, without micro switches. Sub frame for setting into the ground.
 - The quality of the materials used to manufacture the dock levellers, the strength tests carried out, the telescopic side lips and the striped side markings ensure complete safety.
- CE marking.

HYDRAULIC DOCK YARD RAMP

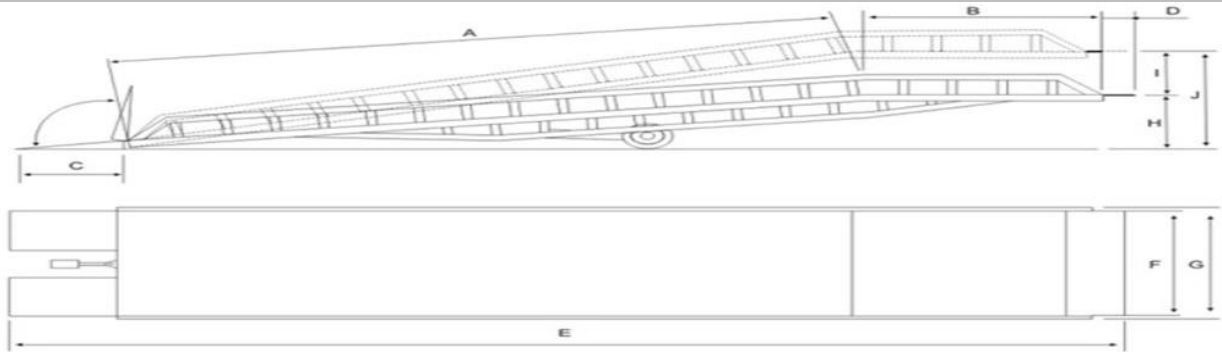


DESCRIPTION

Dock from Ground Level Allows a loading dock with a hinged lip dock leveller to be installed in places where there is no step up.

DOCK LEVELLER WITH HINGED LIP mounted on a METAL STRUCTURE in the form of a fixed dock leveller, for access from ground level to the vehicle.

- Supports traffic up to 6 -15 tonnes.
- Measurements: 2230 x 12000 mm



Model	Loading Capacity (Kgs.)	Table Size(mm)							Adjstut Height (mm)		
		A	B	C	D	E	F	G	H	I	J
RH-MDL-6	6000	8000	3000	1000	300	12300	3000	3080	1100	600	1800
RH-MDL-9	9000										
RH-MDL-15	15000										

DOCK LEVELLERS WITH TELESCOPIC LIP

- This model of dock leveller has 1 metre long telescopic lip, which slides out horizontally. It allows the door to close down to the lower level of the dock leveller,
- So ensuring a high degree of INSULATION for thermal and hygiene purposes. It is also the most suitable solution for side loading dock.

HYDRAULIC DRUM CUM TILTER STACKER



DESCRIPTION

RAGNOR HYDRAULICS Tilter Stacker is suitable for clamping, lifting and tilting of standard 205/215 ltrs. MS drum as well as HDPE drums. The drum with the help of chain connected to the tilting attachment can be rotated 360 degree in the clockwise or anti clockwise direction. The tilting can be stopped at any required intermediate position.

Additionally, the equipment can be used for stacking drums one above the other. Compact design, strong and Robust steel construction. Heavy-duty twin chains for better load stability. Top quality hydraulic pump and cylinder.

Heavy duty 1-piece double lipped C Sections forks for greater strength

PRODUCT PARAMETER

Model	Height of Bottom Drum (Vertical)	Height of Bottom Drum (Horizontal)	Mast Min. Height	Mast Max. Height
	A	F	B	
	Kg	mm	mm	mm
RIGID MAST				
DLTS-06-11	1050	1190	1530	
DLTS-06-13	1300	1440	1780	
DLTS-06-16	1550	1690	2030	
TELESCOPIC MAST				
DLTS-06-20	1950	2090	1530	2480
DLTS-06-25	2450	2590	1780	2980
DLTS-06-30	2950	3090	2030	3480

Features

Neutral valve allows the operator to manoeuvre the equipment safely and effortlessly.

Hydraulic regulator for automatic lowering speed control.

All stackers are fitted with large diameter 8" steering wheels

FOR MORE INFORMATION PLEASE VISIT OUR WEBSITE....

Web Site :- www.ragnorhydraulics.com ,

<https://www.indiamart.com/ragnor-hydraulics-haryana>

Office Works & Works

Plot No. 108, Sec -3

IMT Manesar -Gurugram ,

Haryana -122050 - India

Mobile No. +91-9871695569 ,9802222494

Mail Id . sales@ragnorhydraulics.com